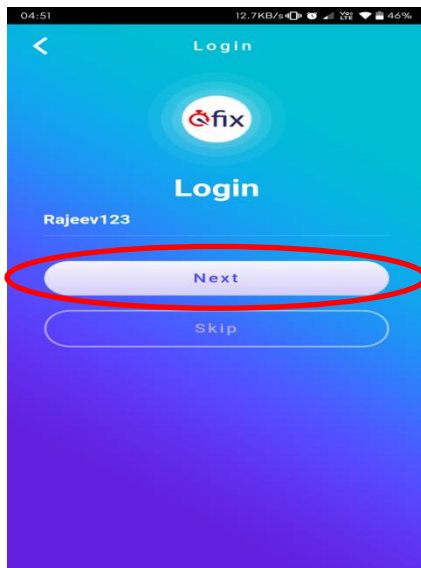


ONLINE FEE PAYMENT – Mobile Based Solution

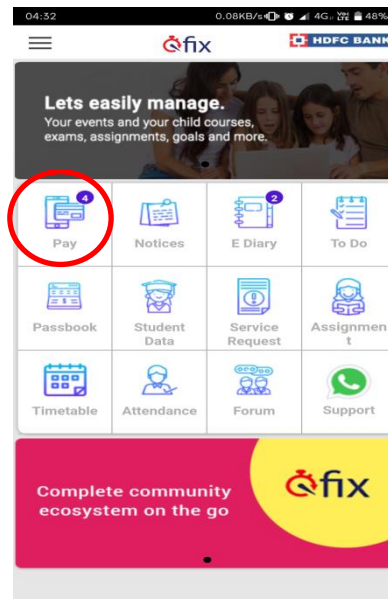
STEP 1 - Go to Play Store / App Store and download our app – **Eduqfix**.



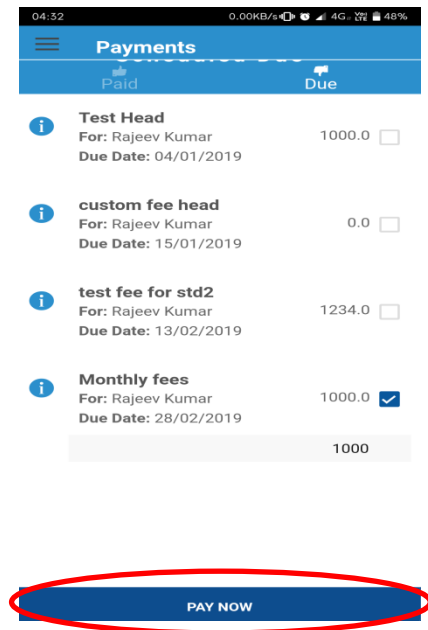
STEP 2 - Use your credentials sent on your registered mobile number to sign in.



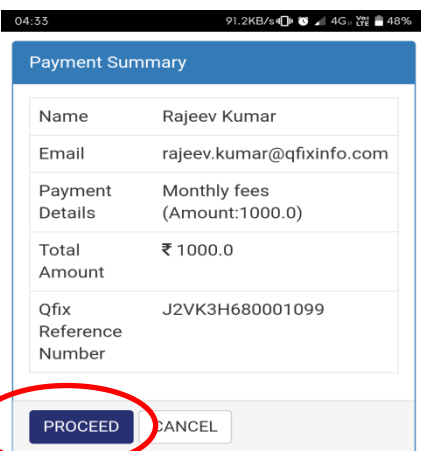
STEP 3 - Go on to the menu option and select Payments option.




STEP 4 - Select the fees to be paid and click on Pay Now



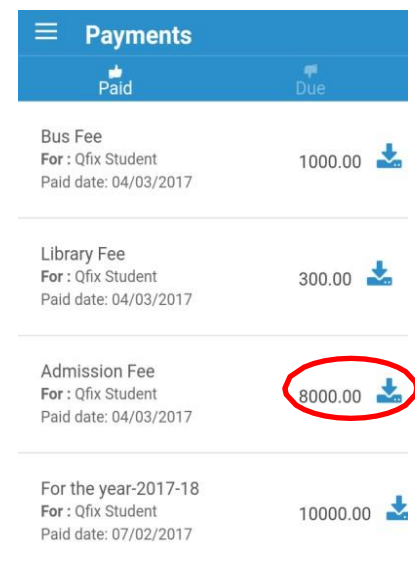
STEP 5 - Proceed to pay



STEP 6 - You will be directed to a payments page where you can choose to pay via credit / debit card or net banking.



STEP 7 - There after you can go on to the paid fee tab on the payments tab and download the receipt.



*All figures are for illustrative purpose only